

Date	Time	Semester - II	Average Percentage	Branch : EEE			Attendance Summary Sheet						
26-Jul	10:39:00 AM	Subject		MATH-II	CHEM	BEE	MECH	CE	DS	WS(L)	CHEM (L)	BEE(L)	BCE(L)
SL No.	Regd. No.	Name											
1	1001321015	ABINASH RATH	63	65	67	65	73	64	47				
2	1001321016	AKANKSHYA SUPRIYA MAHAPATRA	56	56	67	52	56	43	60			0 - 10	
3	1001321017	AMBRISH PATTNAIK	65	71	78	70	66	57	47				
4	1001321018	BASED HANSDAH	33	35	26	30	37	43	27			10 - 20	
5	1001321019	BATAKRUSHNA TRIPATHY	36	46	41	39	27	43	20				
6	1001321020	CHIDANANDA NAYAK	42	54	37	52	44	43	20			20 - 30	
7	1001321021	DABLU KUMAR	38	42	30	30	41	57	27				
8	1001321022	DIPANTI	1	0	0	0	0	7	0			30 - 40	
9	1001321023	JANMEJAY SETHI	32	27	19	39	29	43	33				
10	1001321024	JAY KUMAR YADAV	72	75	70	70	71	71	73				
11	1001321025	JAY PRAKASH MISHRA	5	0	4	17	0	0	7				
12	1001321026	LALITMOHAN SAHOO	16	13	37	13	12	14	7				
13	1001321027	LALUPRASAD SAHOO	71	69	78	78	71	79	53				
14	1001321028	OMPRAKASH MAHANANDA	16	10	30	26	7	7	13				
15	1001321029	RAHUL SHEKHAR	63	52	78	61	78	57	53				
16	1001321030	RAVI MURMU	43	54	26	30	59	71	20				
17	1001321031	ROHIT NANDAN	36	40	33	35	41	43	27				
18	1001321032	S BIGHNARAJ	18	21	11	17	24	29	7				
19	1001321033	SATYAJIT PRADHAN	69	77	81	65	76	79	33				
20	1001321034	SAUMYA SUBHAM JENA	76	88	89	78	78	71	53				
21	1001321035	SONAM KUMARI	65	67	70	74	59	50	73				
22	1001321036	SOUMYAJIT MOHANTY	59	60	74	65	61	57	33				
23	1001321037	VISHAL GOURAV	65	60	63	65	59	100	40				
24	1001321100	AJAY KUMAR SWAIN	8	8	11	17	10	0	0				
25	1001321101	AMIT KUMAR	64	63	78	48	71	79	47				
26	1001321102	AMLAN KESHARI NAIK	61	56	89	74	56	43	47				
27	1001321103	ASHIM KUMAR PANDEY	57	54	78	61	39	50	60				
28	1001321104	CHAITANYA KUMBHAR	53	58	74	52	49	36	47				
29	1001321105	DEBASHIS MALLICK	1	0	0	4	0	0	0				
30	1001321106	MANASA RANJAN DAS	7	2	11	4	5	14	7				
31	1001321107	MEKPRASAN SINGH	43	42	44	48	32	57	33				
32	1001321108	PURUSHOTTAM KUMAR	45	42	48	39	37	64	40				
33	1001321109	RAKESH KUMAR	62	65	59	52	59	86	53				
34	1001321110	ROHIT RANJAN PANDA	15	8	7	17	15	36	7				
35	1001321111	SANJAY KUMAR	33	35	41	17	39	43	20				
36	1001321112	SASMITA SAHU	67	69	78	61	63	57	73				

Date	Time	Semester - II	Average Percentage	Branch : ECE			Attendance Summary Sheet						
26-Jul	10:39:00 AM	Subject		MATH-II	PHY	BE	MECH	CE	DS	WS(L)	CHEM (L)	BEE(L)	BCE(L)
SL No.	Regd. No.	Name											
1	1001321038	ABHIJIT MAHAPATRA	56	49	40	53	63	72	58				
2	1001321039	AMIT MANBANSI	61	58	45	63	50	78	74				
3	1001321040	BAIRAGI MUDULI	44	49	30	38	42	56	48				

4	1001321041	BIBHUSHREE SAHOO	48	42	45	53	47	50	48				
5	1001321042	BIPUL BIVAB MOHAPATRA	60	60	40	63	61	72	65				
6	1001321043	DEBESH KUMAR JOSHI	34	28	50	31	29	33	32				
7	1001321044	GYANESH KUMAR	61	65	45	72	47	78	61				
8	1001321045	JIVESH TIWARI	77	86	45	81	84	72	94				
9	1001321046	JNANA RANJAN BISWAL	4	12	0	6	3	6	0				
10	1001321047	MAMATA RANI DAS	64	67	70	59	61	50	77				
11	1001321048	MD SARWAR ALAM	28	26	15	31	26	39	29				
12	1001321049	NITISH BHUSAN	85	91	60	88	92	83	97				
13	1001321050	PRIYANKA PANDA	0	0	0	0	0	0	0				
14	1001321051	SAIBAL GUPTA	49	47	40	59	47	44	55				
15	1001321052	SANDEEP BISWAL	29	44	15	22	42	33	16				
16	1001321053	SAROJ KUMAR SAHOO	68	72	50	53	68	83	81				
17	1001321054	SOUMYA RANJAN SAHOO	11	9	5	13	11	6	23				
18	1001321055	SOURABHA PRAKASH PATRA	3	7	0	3	3	0	3				
19	1001321056	SUJIT SEKHAR PARIJA	1	0	0	3	0	0	0				
20	1001321057	SUSHREE PATTNAIK	71	74	60	69	68	78	74				
21	1001321058	SWATI BIJAYLAXMI	52	56	35	53	55	56	55				
22	1001321059	TIRUPATI PATRA	51	58	35	41	50	61	61				
23	1001321060	VICKY PADHAN	30	37	15	22	47	39	23				
24	1001321093	ASIS MOHANTY	2	5	0	3	5	0	0				
25	1001321094	DEBASHIS DASH	63	70	45	50	66	83	61				
26	1001321095	MITHUN KUMAR PRADHAN	48	56	50	31	45	39	65				
27	1001321096	NAMRATA BARPANDA	55	53	55	50	58	44	68				
28	1001321097	SANJEEB KUMAR SAHOO	43	56	15	28	47	56	58				
29	1001321098	SITESH MOHANTY	40	51	20	31	53	44	42				
30	1001321099	SWAGAT KUMAR SAHOO	14	19	0	3	21	22	16				

Date		Time		Semester - II		Branch : CSE				Attendance Summary Sheet			
26-Jul	10:39:00 AM	Subject	Average Percentage	MATH-II	PHY	BE	MECH	CE	DS	WS(L)	CHEM (L)	BEE(L)	BCE(L)
SL No.	Regd. No.	Name											
1	1001321005	AKASH KUMAR GUPTA	27	26	21	16	32	29	35				
2	1001321006	ANITYA ABHILASH PRADHAN	67	74	58	58	55	94	61				
3	1001321007	ANNU SINGH	68	74	47	68	79	65	74				
4	1001321008	DEEKSHA SINHA	84	91	68	87	82	82	94				
5	1001321009	MOUSUMI MISHRA	83	86	79	87	92	65	90				
6	1001321010	PRASANTA DAS	6	7	5	0	0	12	13				
7	1001321011	PRIYANKA KUMARI	63	67	32	61	58	76	81				
8	1001321012	RAKESH SAHOO	44	47	47	26	42	53	48				
9	1001321013	SONALI PRIYADARSHINI	67	63	58	71	68	71	74				
10	1001321014	SOURAVA PANI	33	33	26	29	24	47	39				
11	1001321087	ABHIJIT RATH	55	58	37	52	55	65	65				
12	1001321088	ANUPAM CHATTERJEE	33	30	21	35	32	41	35				
13	1001321089	CHINMAYA DASH	70	79	58	71	63	76	74				
14	1001321090	HARSH	8	9	5	3	5	12	13				
15	1001321091	PRAKASH CHANDRA SAHOO	66	72	47	61	76	71	71				
16	1001321092	SWAGATIKA NAYAK	79	81	53	74	87	94	87				

Date	Time	Semester - II		Branch : Mech			Attendance Summary Sheet						
26-Jul	10:39:00 AM	Subject	Average Percentage	MATH-II	PHY	BE	MECH	CE	DS	WS(L)	CHEM (L)	BEE(L)	BCE(L)
SL No.	Regd. No.	Name											
1	1001321061	ABHISHEK BAGCHI	24	18	11	27	30	38	21				
2	1001321062	ABINASH GOCHHAIT	79	80	84	76	83	81	70				
3	1001321063	ANIL KUMAR SAHU	2	4	0	3	3	0	0				
4	1001321064	ASHISH KUMAR MISHRA	50	54	47	45	50	50	52				
5	1001321065	BIBEK RAI	19	20	5	15	30	25	18				
6	1001321066	DEEPAK KUMAR SAMAL	0	0	0	0	0	0	0				
7	1001321067	GANANATH SENAPATI	19	12	11	18	15	44	15				
8	1001321068	HITESH KUMAR DASH	66	70	58	67	53	69	79				
9	1001321069	ISHWAR KUMAR	53	56	42	58	65	44	52				
10	1001321070	MANOJ MOHANTY	1	0	0	0	0	6	0				
11	1001321071	MANORANJAN BEHERA	58	50	79	61	60	56	39				
12	1001321072	MITRABHANU BAG	66	84	58	70	68	50	70				
13	1001321073	PARMENDRA KUMAR	1	0	0	0	0	0	6				
14	1001321074	PRASANNA KUMAR SAHOO	4	2	11	6	5	0	3				
15	1001321075	RAJIB LOCHAN SAHOO	44	36	42	39	40	63	42				
16	1001321076	S K RAHIM	72	80	63	73	78	56	82				
17	1001321077	SAMAR SEKHAR JENA	32	30	37	36	38	31	21				
18	1001321078	SUMAN SAGAR	12	12	11	9	10	25	6				
19	1001321079	SUNIL KUMAR	29	34	11	21	33	44	33				
20	1001321080	SYED ZAMMURRAD AHMED	55	50	32	52	53	81	61				
21	1001321081	VIKASH KUMAR RANJAN	21	30	5	15	28	25	24				
22	1001321113	ANKUR PATEL	49	52	32	52	50	56	52				
23	1001321114	ARNAB MUKHERJEE	38	38	37	36	40	44	30				
24	1001321115	GULSHAN KUMAR SINGH	24	24	21	24	30	25	18				
25	1001321116	MANMEET SINGH	2	0	5	0	0	0	6				
26	1001321117	NITISH BHARDWAJ	79	82	84	73	70	88	79				
27	1001321118	PANKAJ KUMAR TRIPATHY	12	18	5	3	8	25	15				
28	1001321119	PARICHYA GOUTAM	61	58	47	52	70	75	64				
29	1001321120	SISHIR KUMAR SAHU	71	74	74	70	65	63	79				
30	1001321121	SUMEET KUMAR	56	52	32	48	65	81	58				

Date	Time	Semester - II		Branch : Civil			Attendance Summary Sheet						
26-Jul	10:39:00 AM	Subject	Average Percentage	MATH-II	PHY	BE	MECH	CE	DS	WS(L)	CHEM (L)	BEE(L)	BCE(L)
SL No.	Regd. No.	Name											
1	1001321001	BHAGABAT PRASAD BISWAL	18	26	5	24	8	35	12				
2	1001321002	BHASKAR RAY PITAM	11	14	5	9	20	4	12				
3	1001321003	JEETUN KUMAR MALLICK	50	48	68	67	48	12	56				
4	1001321004	MANAS KUMAR SWAIN	12	20	11	12	18	4	9				
5	1001321082	ABHAY KUMAR PATEL	13	12	11	18	8	4	24				
6	1001321083	AMLAN SETHI	67	74	84	82	73	16	71				
7	1001321084	AUROBINDA SETHY	8	10	11	12	5	0	9				
8	1001321085	JOGENDRA NAIK	4	4	11	0	3	0	9				
9	1001321086	JOHN SUBHRAKANTA ROUT	49	68	63	55	63	4	44				

Date	Time	Semester - IV	Branch : EEE				Attendance Summary Sheet						
26-Jul	10:39:00 AM	Subject	Average Percentage	EMW	MS	OB	EM-I	EEM	DEC	EM-I(L)	EEM(L)	DEC(L)	English (L)
SL No.	Regd. No.	Name											
1	901321002	Sandeep Kumar	78	76	57	82	89	75	91			0 - 10	
2	901321003	Biplab Nayak	80	76	81	62	89	73	97				
3	901321006	Chiranjeeb Mishra	85	90	81	74	81	88	97			10 - 20	
4	901321009	Amar Pattnayak	92	93	86	94	86	98	97				
5	901321011	Amrit Kumar Bahinipati	60	45	67	50	70	50	80			20 - 30	
6	901321016	Priyanka Patnaik	83	76	67	79	95	83	100				
7	901321017	Aradhana Mohapatra	89	90	90	79	86	90	97			30 - 40	
8	901321020	Satyajit Tripathy	34	24	57	15	35	28	43				
9	901321021	Samir Panda	65	79	33	65	73	60	80				
10	901321022	Amit Kumar	47	41	81	35	35	53	37				
11	901321023	Sonex Kumar Dubey	87	66	100	82	92	80	100				
12	901321033	Menaka Bagha	89	93	67	91	95	88	100				
13	901321040	Sasmita Barik	57	69	24	59	73	65	51				
14	901321041	Saurav Ranjan Das	46	28	52	35	46	48	66				
15	901321042	Chandrakanta Sahoo	7	10	5	6	8	10	3				
16	901321043	Rohit Das	47	41	33	41	49	55	63				
17	901321046	Prakash Kumar Pradhan	41	34	62	29	38	43	40				
18	901321048	Srastanth Mohanty	81	83	81	65	81	85	94				
19	901321049	Debi Prasad Swain	38	31	48	32	41	38	37				
20	901321052	Siddhi Ranjan Pradhan	40	38	57	26	49	45	26				
21	901321053	Soumya Ranjan Mohanty	28	24	14	21	30	28	54				
22	901321054	Prashan Biswal	70	62	67	56	81	65	89				
23	901321055	Prabhu Prasad Samantaray	89	86	81	97	89	83	97				
24	901321056	Lala Rajput Pradhan	13	21	10	0	30	0	17				
25	901321058	Durga Prasad Mishra	24	28	10	12	24	33	37				
26	901321059	Soumya Ranjan Dash	35	31	24	32	38	35	49				
27	901321061	Abinash Prasad Swain	79	69	76	82	76	73	100				
28	901321063	Surya Prakash Dash	60	41	67	35	76	50	89				
29	901321065	Beda Prakash	38	38	33	35	43	48	29				
30	901321066	Rupam Pradhan	81	86	86	62	81	75	94				
31	901321068	Amit Kumar Mohanty	48	48	57	32	51	43	54				
32	901321069	Aswini kumar sharma	57	59	38	53	68	45	80				
33	901321070	Jitendra Kumar	62	69	62	50	65	50	77				
34	901321072	Pankaj Kumar Mahato	70	72	76	59	84	65	63				
35	901321074	Kumar Anurag Krishna	74	69	81	62	78	63	91				
36	901321075	Rajeev Nayan Pradhan	69	66	71	56	73	63	86				
37	901321086	Jibardhan Meher	66	66	57	59	65	55	94				
38	901321089	Biswajit Garnaik	45	41	33	41	51	45	57				
39	901321090	Saroj Kumar Swain	54	52	48	59	57	55	54				
40	901321092	Vikash kumar sinha	56	52	48	44	54	53	86				
41	901321096	Omkar Dutta	48	45	38	44	62	35	66				
42	901321097	Subhashree Dash	73	76	71	62	73	63	91				

43	1021321005	AMIT KUMAR MAHARANA	40	24	52	29	49	45	43				
44	1021321006	BADAL PANIGRAHI	59	59	62	44	54	55	80				
45	1021321007	BIDYADHAR BISWAL	63	66	62	62	73	55	60				
46	1021321008	BIDYUTPRAVA JENA	81	76	76	82	78	78	97				
47	1021321009	BIKRAM BALIYAR ROUT	61	55	62	68	68	48	69				
48	1021321010	BISWA MANGAL MOHANTY	69	66	71	71	73	63	69				
49	1021321011	DEEPAK RANJAN MANDAL	15	10	10	18	16	18	17				
50	1021321012	JITENDRA KUMAR SETHI	10	7	0	6	16	23	9				
51	1021321013	KISHAN RANJAN PALAI	4	0	0	3	11	10	3				
52	1021321014	MITAN KUMAR PRUSTY	61	52	48	50	68	55	91				
53	1021321015	PRITAM KUMAR PRADHAN	74	69	67	74	76	60	97				
54	1021321016	ROSAPHIN PANDA	79	76	71	79	73	78	97				
55	1021321017	SAGAR KUMAR SAHOO	13	3	5	6	16	20	29				
56	1021321018	SANDEEP KUMAR PARIDA	64	66	62	62	73	60	60				
57	1021321019	SATYAM CHANDRAKAR	41	31	48	29	41	43	54				
58	1021321020	SAURAV KUMAR NAG	16	10	14	12	19	18	26				
59	1021321021	SOUMYARANJAN SAHOO	71	72	76	74	76	73	57				
60	1021321022	SRIKANTA JENA	44	45	38	44	43	48	49				
61	1021321023	SUJATA JENA	71	66	71	65	70	70	83				
62	1021321024	TAPAS KUMAR MALLIK	58	55	52	50	65	68	57				
63	1021321025	TAPAS KUMAR ROUT	48	52	43	41	43	48	60				

Date		Time		Semester - IV		Branch : ECE				Attendance Summary Sheet			
26-Jul	10:39:00 AM	Subject	Average Percentage	EMW	MS	OB	ECD	C++	DEC	ECD(L)	DEC(L)	C++(L)	English (L)
SL No.	Regd. No.	Name											
1	901321004	Gautam Parag	37	28	30	41	35	38	50				
2	901321005	Manish Tripathy	55	41	26	56	53	53	100				
3	901321007	Karnadev Moharana	57	41	56	47	58	47	94				
4	901321010	Pramathesh Mishra	44	41	26	47	48	44	56				
5	901321012	Kalyani Pradhan	71	72	44	71	75	76	89				
6	901321013	Mukesh Kumar Panda	61	62	44	50	65	53	94				
7	901321015	Ranbijay Singh Deo	72	69	48	85	60	68	100				
8	901321018	Jayanta Maharana	45	34	26	38	48	44	78				
9	901321032	Monica Swain	89	93	93	85	90	97	78				
10	901321034	Ruchismita Pati	66	66	67	56	58	74	78				
11	901321035	Pragyan Ballavi Behera	53	52	30	50	55	50	83				
12	901321036	Sushree Sangita Behera	74	76	48	74	65	79	100				
13	901321037	Subhra Kanchan Pattnaik	95	97	93	88	98	97	100				
14	901321038	Prachi Ray	95	90	100	88	95	94	100				
15	901321039	Mitali Ray	44	41	37	47	40	47	50				
16	901321044	Deepak Kumar Behera	82	93	63	85	88	74	89				
17	901321045	Sujit Kumar Nayak	34	24	19	35	40	18	67				
18	901321047	Amit Kumar Rout	5	0	0	0	5	0	22				
19	901321050	Atish Kumar Sahoo	0	0	0	0	3	0	0				
20	901321057	Bibekananda Raul	44	34	15	38	48	44	83				
21	901321064	Karan Agrawall	59	34	37	65	58	59	100				

22	901321067	Sambit Subhankar Dash	42	38	4	50	40	41	78			
23	901321073	Akshay Kumar	58	52	26	62	53	71	83			
24	901321080	Balaram Paira	58	41	37	62	55	56	94			
25	901321081	Amit Kumar Mund*	49	48	30	29	60	44	83			
26	901321082	Rajendra Kumar Kayast	44	34	30	50	45	38	67			
27	901321083	Biswajit Rath	89	90	81	82	88	97	94			
28	901321084	Sipali Pradhan	54	48	48	50	60	47	72			
29	901321088	Sunita Kumari	62	69	56	53	63	79	50			
30	901321091	Rohit Kumar Hota	0	0	0	0	0	0	0			
31	901321093	Hemant Kumar Mahato	69	76	59	74	75	85	44			
32	901321100	Diptimayee Behera	35	17	30	29	25	21	89			
33	1021321026	AJAYA KUMAR SATAPATHY	58	48	44	53	58	50	94			
34	1021321027	AMIT KUMAR BARIK	0	0	0	0	0	0	0			
35	1021321028	ASUTOSH PATRNAIK	18	17	11	18	18	15	28			
36	1021321029	BIVU PRASAD MISHRA	57	55	48	56	55	53	78			
37	1021321030	DIBYA JYOTI PATRA	4	3	0	0	8	12	0			
38	1021321031	PARTHA KUMAR KAR	22	10	11	18	28	29	39			
39	1021321032	PRAGATI PRASAD SAHOO	14	10	22	15	10	9	17			
40	1021321033	PRIYANKA NAYAK	69	72	52	62	68	71	89			
41	1021321034	SANTOSH KUMAR NAYAK	64	72	33	68	70	62	78			
42	1021321035	SATYABRATA SAHOO	43	45	22	53	40	38	61			
43	1021321036	SOUBHAGYA RANJAN PARIDA	24	17	26	24	15	32	28			
44	1021321037	SOUMYA RANJAN PARIDA	28	24	19	38	33	29	28			
45	1021321038	SRI SILHU MARANDI	53	62	15	50	60	62	67			
46	1021321039	SUBHRA MISHRA	54	45	37	47	58	50	89			

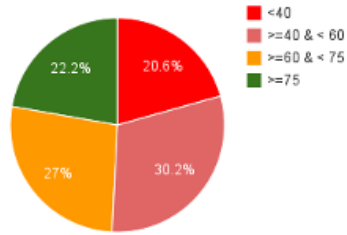
Date		Time		Semester - IV		Branch : CSE				Attendance Summary Sheet			
26-Jul	10:39:00 AM	Subject	Average Percentage	DM	SP	OB	DAA	DBE	DEC	DAA(L)	DEC(L)	DBE(L)	
SL No.	Regd. No.	Name											
1	901321014	Priyadarshi Kar	70	66	52	65	70	68	100				
2	901321024	Singh Akash Aman	53	48	55	59	60	55	44				
3	901321027	Prasanjeet Mohanty	82	90	90	85	98	86	44				
4	901321030	Jay Prakash	47	41	52	56	62	50	22				
5	901321062	Swadhin Kumar Nayak	61	55	55	71	66	68	50				
6	901321071	Ranjan Kumar Singh	45	41	58	41	57	45	28				
7	901321076	D Sunita Rani	70	72	77	65	83	77	44				
8	901321077	Jayesh Biswal	44	24	42	56	47	50	44				
9	901321079	Aditya Kumar	54	48	58	56	43	41	78				
10	901321085	Srijaya Swain	61	72	77	59	53	68	39				
11	901321087	Abhitesh Nayak	69	72	77	68	85	73	39				
12	901321094	Suraj kumar Chand	37	38	42	38	43	36	22				
13	901321095	Milan Mahapatra	8	3	3	6	9	5	22				
14	901321099	Biresh Kumar Singh	73	76	84	74	85	68	50				
15	1021321001	ARUNA PRASAD RATH	37	38	35	29	43	36	39				

16	1021321002	BINYAS PATNAIK	9	7	10	6	9	9	17				
17	1021321003	DEBADATTA BEHERA	38	62	35	26	34	41	28				
18	1021321004	SHRADHANJALI BEHERA	59	55	68	56	66	68	39				

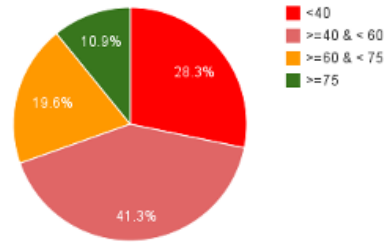


Timestamp	Uptodate Statistics (CHART VIEW)										
	EEE		ECE		CSE						
	Range	No. of students	Range	No. of students	Range	No. of students					
	<10	2	<10	5	<10	2	<10				9
	<40	13	<40	13	<40	5	<40				31
	>=40 & < 60	19	>=40 & < 60	19	>=40 & < 60	6	>=40 & < 60				44
	>=60 & < 75	17	>=60 & < 75	9	>=60 & < 75	6	>=60 & < 75				32
	>=75	14	>=75	5	>=75	1	>=75				20
	Total	63	Total	46	Total	18					

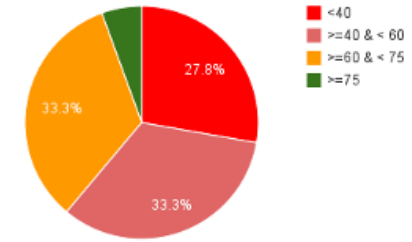
Branch : EEE (Sem IV)



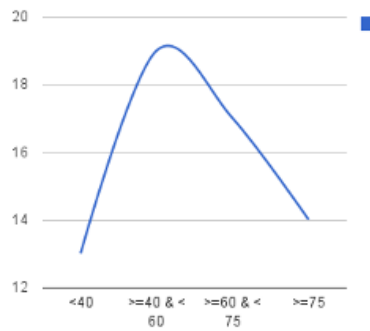
Branch : ECE (SEM IV)



Branch : CSE Sem IV



EEE Sem IV



ECE Sem IV

